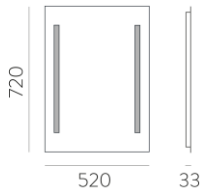
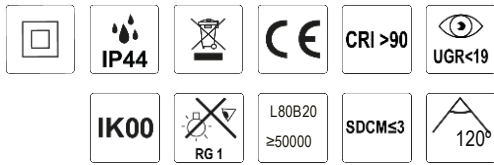


# Jour

**A1642900LB**

LED 2x11.5W 3000K 1618lm

## IMÁGENES / IMAGES / IMAGES





TIPO	TYPE	TYPE
Espejo	Mirror	Miroir
ACABADO	FINISH	FINITION
MATERIAL	MATERIAL	MATIÈRE
Metal/Cristal	Metal/Glass	Métal/Verre
DETALLES	DETAILS	DÉTAILS

## DETALLES / DETAILS / DÉTAILS

**LED**

## MEDIDAS / MEASURES

	Length (mm)	Width (mm)	Height (mm)		Gross (Kg)	Net (Kg)
Box 1	835	910	75	Weight 1	9,05	8,05
Box 2	0	0	0	Weight 2	0,00	0,00