

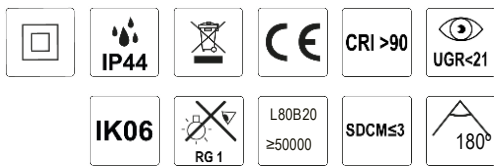



Diva

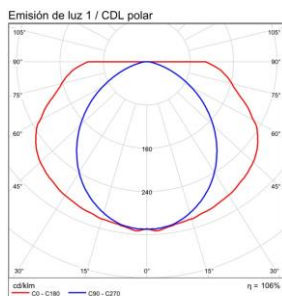
A39900700

LED 1x12W 620lm

IMÁGENES / IMAGES / IMAGES



TIPO	TYPE	TYPE
Aplicue	Wall Lamp	Applique
ACABADO	FINISH	FINITION
Oro Viejo Mate	Matt Antique Gold	Or antique Mat
MATERIAL	MATERIAL	MATIÈRE
Aluminio/Hierro/PMMA	Aluminium/Iron/PMMA	Aluminium/Fer/PMMA
DETALLES	DETAILS	DÉTAILS
2700K-3000K Slide S	2700K-3000K Slide S	2700K-3000K Slide S




Emisión de luz 1 / Diagrama conico

Separación	Diámetro conico	EIP (°)	EIC90 (°)	EIC180 (°)	EIC270 (°)	Intensidad luminica
0,5	1,15 4,44	80	48,9°	78,9°	77,3°	786 199 4
1,0	2,29 8,87	60	48,9°	78,9°	77,3°	192 27 1
1,5	3,44 13,31	45	48,9°	78,9°	77,3°	95 12 0
2,0	4,59 17,75	30	48,9°	78,9°	77,3°	48 7 0
2,5	5,73 22,19	15	48,9°	78,9°	77,3°	31 4 0
3,0	6,88 26,62	0	48,9°	78,9°	77,3°	21 3 0

Separación: — C90 - C180 (Semángulo de dispersión: 154,6°)
— C90 - C270 (Semángulo de dispersión: 97,8°)

DETALLES / DETAILS / DÉTAILS



MEDIDAS / MEASURES

	Length (mm)	Width (mm)	Height (mm)	KG	Gross (Kg)	Net (Kg)
	305	270	430	Weight 1	4,20	3,83
	0	0	0	Weight 2	0,00	0,00