

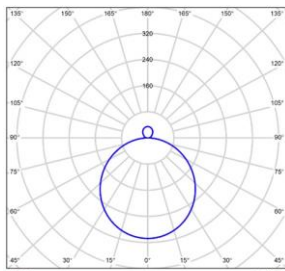
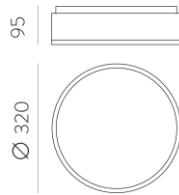
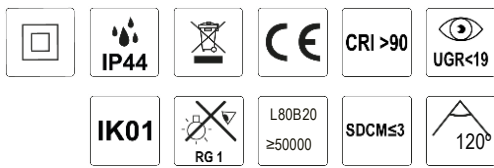


Dins

P0395270N

LED 1x24W 2520lm

IMÁGENES / IMAGES / IMAGES



Separación [m]	Diámetro del cono [m]	Intensidad luminosa [lx]
0.50	1.5	ESP1: 3182 EICC1: 261
1.0	3.0	ESP1: 775 EICC1: 65
1.5	4.5	ESP1: 345 EICC1: 29
2.0	6.0	ESP1: 194 EICC1: 16
2.5	7.5	ESP1: 124 EICC1: 10
3.0	9.1	ESP1: 86 EICC1: 7.3


Separación [m] Diámetro del cono [m] Intensidad luminosa [lx]
C180 - C270 (ángulo de apertura: 113.0°)

TIPO	TYPE	TYPE
Plafón	Ceiling lamp	Plafonnier
ACABADO	FINISH	FINITION
Negro Mate	Matte Black	Noir Matte
MATERIAL	MATERIAL	MATIÈRE
Cristal Doble Capa	Double Layer Glass	Verre Double Couche
DETALLES	DETAILS	DÉTAILS
1 2700K-3000K Slide S	1 2700K-3000K Slide S	1 2700K-3000K Slide S

DETALLES / DETAILS / DÉTAILS



MEDIDAS / MEASURES

	Length (mm)	Width (mm)	Height (mm)	KG	Gross (Kg)	Net (Kg)
 Box 1	375	375	155	Weight 1	2,60	2,31
Box 2	0	0	0	Weight 2	0,00	0,00